



6.0 Release Notes

Summary	Description
Agenda Calls - Combine calls	<p>When 2 calls are scheduled (on the same day)</p> <ul style="list-style-type: none"> Combine the records Timelines to show all past, current and future on 1 timeline (based on the User, regardless of track) List the Call Scripts one underneath the other <p>NEW! When a Today call is completed, any Past Due calls (for the same Lead or Member) will be system cancelled</p>
Agenda Add call event/complete/cancel to view	<p>Make more CALLS with fewer clicks straight from the Agenda!</p> <p>Added to the right detail side of the Agenda page:</p> <ul style="list-style-type: none"> Actions: Call Event / Complete Step / Cancel Step / End Track Step History - scroll down to review Completed Step History Lead History - scroll down for the full Lead History (timeline) <p>Note: If you still prefer to click... Don't worry, all the same functionality still lives inside the iModal to the right of the Leads Name!</p>
Agenda Call Options - Hide green call me now button	<p>to prevent any confusion, the Green Call Me Now button is hidden when the User does not have a phone number saved in their USER (Me) Profile</p>
Agenda Communication Timeline Animation	<p>View the new animation on the Communication Timeline - to help bring even greater visibility to the Call or Task of the Day!</p>
Agenda Complete or Cancel - marks done with grey check	<p>Agenda Enhancement for Completed and Cancelled Agenda Items</p> <p>Now as you complete/cancel Agenda Items, you will see a small grey check mark on your Agenda List</p> <p>Note: The completed items will disappear when you refresh the page</p> 
Campaign Report Calls (more information)	<p>More information on the Campaign Report for Calls</p> <ul style="list-style-type: none"> Made No Number Wrong Number No Answer Left Message Talked (to a human)  <p>Internal CALLS - on the Leaderboard add a button/link (Campaign Report: Call/Text Detail) that goes to the Campaign Report -if the User does not have permission to the Campaigns Report - error message should say to request Permission Update to include access to Permissions Report)</p>

Summary

Description

[Campaign Report | Email \(more information\)](#)

Reporting: Campaigns - Email

now more information at your fingertips

- Emails Scheduled
- Emails Sent
- no Email/Bad Email



[Campaign Report | Legend](#)

Added Legend

- **ended** (failed to finish all steps, manually ended, appt no show, under age, new pass started, or user is cancelled/delinquent/freeze/collection)
- **cancelled** (lead/member's status doesn't match track type, source/goal/interest doesn't match track setting, or if appt track then appt rescheduled)
- **completed** (all steps were completed or goal was met like lead changed to member)

[Campaign Report | Player by Player Detail](#)

Campaign Report | **Player by Player Detail** available below the Club Level Summary

[Campaign Report | Text \(more information\)](#)

Reporting: Campaigns - Text

Enhanced TEXT detail, now allowing you to see:

- Text Scheduled
- Text Sent
- No Cell/Invalid Cell



[Digital Enrollment | ABC Pay Page Update](#)

As requested by ABC, the VFPnext Digital Enrollment is fully integrated with the* new ABC pay page*.

Please review the new process carefully and let us know if you have any questions.

This mandate was passed on to ABC by the card brand holder, stating that in order to store credit cards consent must be received to adhere to PCI compliance.

[Digital Guest Register | Related Records & Family](#)

DGR Enhancement for Family Members and Related Records

When a guest registers with a duplicate (already existing) email or cell...

Now the DGR gives the guest additional options - and better transparency about related records.


This email/cell is already in use, is this you?

- **No** (this is not me) - selecting this options returns the user the Registration Screen to enter a new Email or Cell
- **No, the record is a family members and I am under 18** - selecting this option returns the user to the Registration Screen, accepts the duplicate email/cell value, makes the missing contact information optional and on the Lead Detail Info Page notes the Referring Member (or Lead) and marks the Relationship as Family
- **No, the record is a family members and I am over 18** - selecting this option returns the user to the Registration Screen, accepts the duplicate email/cell value, makes the missing contact information required and on the Lead Detail Info Page notes the Referring Member (or Lead) and marks the Relationship as Family
- **Yes** (this is me) - selecting this options returns the user to the Registration Page where all previously entered information is visible. Signature for the Guest Waiver will be required. Any missing fields will also be required.

[Jonas COMPETE integration](#)

VFPnext is proud to announce integration with **Jonas Compete!**

<http://jonasfitness.com/compete/>

Summary	Description
Lead & Member Detail Calendar - Scheduled Comm's	<ul style="list-style-type: none"> • Now see all scheduled Events for this Lead on the Lead & Member Detail Calendar Tab: Texts, Emails, Calls, Tasks and Appointments • See Total Count of Communications for this Lead by the date • Ability to schedule an Appointment • Ability to schedule a Communication Step 
Lead & Member Detail Show All Notes	<p>Lead & Member Detail Show All Notes including</p> <ul style="list-style-type: none"> • Appointment Notes • Updated Event Notes
Leads & Members Detail Info - Emergency Contact Number	<p>Leads & Members Detail Info - Emergency Contact Number</p> <p>For related records, the existing phone number will be copied to the Emergency Contact Field box which is now available on the Lead & Member Detail Info Tab</p>
Netpulse Member Referral Name Collection	<p>Enhanced integration with Netpulse through ABC DataTrack</p> <p>Allowing you to see the referring members name when receiving referrals from Netpulse</p>
Tracks Plain Text Email Option	<p>NEW! Option for plain text emails in the track step setup and one-time message modal</p>
Tracks Site Name as a merge variable	<p>Add [SITENAME] as a merge variable</p>